

Megaflo[®]

Panel Drain System

Technical Data Sheet



QUALITY - SUPPORT - EXPERTISE



Description

The **Megaflo**[®] panel drain provides the dimensional stability and field-proven structural strength for quick, effective subsurface drainage. **Megaflo**[®] consists of a perforated HDPE core wrapped with **bidim**[®] nonwoven geotextile to prevent soil ingress into the drainage system.

Performance is the distinguishing feature of the panel drain due to its ability to rapidly collect and remove water. Compared to slotted round pipe, **Megaflo**[®] has twice the inflow capacity for an equivalent length and will collect and drain 60% more water in a similar time frame. Its slim 40mm wide profile permits faster and more cost effective installation in a narrower trench.

Specifications

Megaflo [®] Panel Properties		Test Method	Units	Meg170	Meg300	Meg450	Meg170 Ultra	Meg300 Ultra	Meg450 Ultra
Panel Height (Typical)		ASTM D2122	mm	170	315	460	170	315	460
Panel Width		ASTM D2122	mm	> 40			> 40		
Slot Size		ASTM D2122	mm	2.8 x 30			2.8 x 30		
Compressive Strength ^{1,2}	Horizontal	ASTM D2412 (mod)	kPa	> 200			> 300		
	Vertical			> 300			> 400		
Planar Flow @ 0.01 Gradient & 200kPa Confining Pressure (Megaflo [®] installed horizontally)	Rigid Plate Interface	ASTM D4716	litres/min	25	47	68	25	47	68
	Coarse Sand Interface			25	47	68	25	47	68
Planar Flow @ 0.1 Gradient & 200kPa Confining Pressure (Megaflo [®] installed horizontally)	Rigid Plate Interface	ASTM D4716	litres/min	66	122	178	66	122	178
	Coarse Sand Interface			66	122	178	66	122	178
Change in Core Cross-sectional Area under confining pressure of 156.5 kPa		ASTM D6244	%	< 5%			< 5%		

- The compressive strength of **Megaflo**[®] should be considered in conjunction with the granular drainage medium. Geofabrics engaged an external consultant to perform a Finite Element Analysis which established that under extreme loads, the effective stress imposed on a **Megaflo**[®] panel due to its stiffness and profile is significantly reduced through soil arching of the granular cover.
- Geofabrics has also conducted compressive testing in a purpose made crush test rig to show **Megaflo**[®] can withstand extreme loads of up to 1580kPa due to the soil arching effect of the granular fill.

Geotextile Properties	Wide Strip Tensile Strength	Trapezoidal Tear Strength	Pore Size	Flow Rate @ 100mm Head
Test	AS 3706.2	AS 3706.3	AS 3706.7	AS 3706.9
bidim [®] A14	11 kN/m	300 N	110 μm	320 l/m ² /sec
bidim [®] nonwoven geotextile complies with the following road authority specifications ranges: New South Wales RMS R63 (May 2003, Ed 4, Rev 0), Queensland MRTS 27 (June 2009), MRTS 03 (October 2010), MRTS 38 (August 2011), NZ Transit TNZ F/7 (2003).				

While **Megaflo**[®] comes standard with **bidim**[®] A14, Australian manufacturing allows flexibility of geotextile choice to suit site conditions. Performance testing is available at the Geosynthetic Centre of Excellence to determine filter suitability in critical applications.

The data and specifications contained in this table are obtained from the manufacturer's laboratory testing. To ensure this information is current, please contact your local branch of Geofabrics Australasia. The product values listed on this sheet are Typical Values.

OTHER LITERATURE AND TECHNICAL INFORMATION AVAILABLE

Literature can be sourced from the Geofabrics website or by contacting your nearest branch




Megaflo® General Brochure



Megaflo® Installation Guidelines




Megaflo® Fittings




CAD Drawings




SuDDS Design Software



Promotional Video



Road Edge Cost Calculator



Sportsfield Cost Calculator



Megaflo® Model Specification

GEOFABRICS® is a registered trade mark of Geofabrics Australasia Pty Ltd.



AUSTRALIA

MELBOURNE
(03) 8586 9111

SYDNEY
(02) 8785 8800

NEWCASTLE
(02) 4951 2688

COFFS HARBOUR
(02) 6653 5706

PERTH
(08) 6305 0561

ADELAIDE
(08) 8162 5855

BRISBANE
(07) 3279 1588

TOWNSVILLE
(07) 4774 8222

BUNDABERG
(07) 4155 9968

GOLD COAST
(07) 5594 8600

HOBART
(03) 6273 0511

DARWIN
0407 523 669

NEW ZEALAND

AUCKLAND
(64 9) 634 6495

HAMILTON
(021) 732 178

NAPIER
(021) 916 736

CHRISTCHURCH
(64 3) 349 5600

GEOFABRICS.COM.AU
GEOFABRICS.CO.NZ

Follow
Geofabrics on



IMPORTANT NOTICE - DISCLAIMER - The information contained in this brochure is general in nature. In particular the content of this brochure does not take account of specific conditions that may be present at your site. Site conditions may alter the performance and longevity of the product and in extreme cases may make the product wholly unsuitable. Actual dimensions and performance may vary. If your project requires accuracy to a certain specified tolerance level you must advise us before ordering the product from us. We can then advise whether the product will meet the required tolerances. Where provided, installation instructions cover installation of product in site conditions that are conducive to its use and optimum performance. If you have any doubts as to the installation instructions or their application to your site, please contact us for clarification before commencing installation. This brochure should not be used for construction purposes and in all cases we recommend that advice be obtained from a suitably qualified consulting engineer or industry specialist before proceeding with installation. © Copyright held by Geofabrics Australasia Pty Ltd. All rights are reserved and no part of this publication may be copied without prior permission.

